

(\*) free space for outriggers

THEORETICAL WEIGHTS	FRONT AXLE		REAR AXLE		TOTAL
	1 <sup>st</sup>	2 <sup>nd</sup>	1 <sup>st</sup>	2 <sup>nd</sup>	
Total (t)	7545 kg	xxxxx kg	8665 kg	8665 kg	xxxxx kg
Technical load (**)	8 ton	xx ton	10 ton	10 ton	24 ton
Truck (excluding skidsteer) (t)	5405 kg		4460 kg		
Pump kit	2140 kg		12865 kg		

COG FROM STEERING BEARING:  
Truck 1062 mm | Pump kit 3312 mm

Method scoring according to EN EN 535-2:2011		CIFA S.p.A. - Bergamo		For dimensions greater than 4000 consider a tolerance of ± 1 %.	
Rev.	Description	Dwg.	Chk.	App.	Date
	REVISIONS				
Description		K36L HP1606H QMSI			
Reference		VOLVO FMX 6x4 WB 4600			
DRAWING No.		DC13008233		REV.	
Scale		1:50		Sheet 1 of 1	
App.		Date		Date	
Dwg.		Date		Date	



11259\*

\* Technical data and features subject to change without notice

### Pumping unit technical data

	HP1606H	HP1608EC	HP1606H
Max. theoretical output	160	160	160
m <sup>3</sup> /h	80	80	53
Max. pressure on concrete	bar	230 x 2100	230 x 2100
Concrete cylinders (diam. x stroke)	mm	550	550
Concrete hopper capacity	l	550	550
Hydraulic circuit		closed	open

### Control System with pumping unit HP1608EC

Smartronic Silver	Smartronic Gold
Integrated color LCD	Integrated color LCD
Counters	Counters
Pumping unit management	Pumping unit management
Diagnostics	Diagnostics
CapSense rear panel	

### Optional Smartronic Gold

The automatic continuous verification of the center of gravity of the machine guarantees the maximum safety of boom movement and the maximum possible coverage of the job area, even with partial opening of the stabilization.



**MBE**  
Maximum boom extension control



Automatic RPM Management



### Control System with pumping unit HP1606H

Easytronic Silver	Optional Easytronic Gold
Integrated color LCD	Integrated color LCD
Counters	Counters
Pumping unit management	Pumping unit management
Diagnostics	Diagnostics

### Optional Easytronic Gold

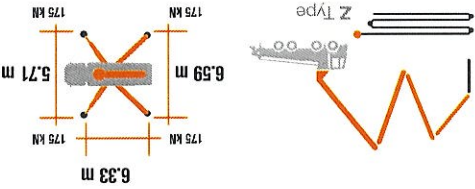
Lsc Safe boom operation is guaranteed when two, three or four outriggers are fully opened.



Automatic RPM Management



### Placing boom technical data



Contained stabilisation dimensions for easy placement in all types of job sites.

Super compact machine mounted on 6x4 4500\* wheelbase trucks for excellent maneuverability.

Total weight less than 26 tons, payload to the user always available.


Pipeline diameter	mm	125
Max. vertical reach	m	35.6
Max. horizontal distance (from center of slewing axis)	m	31.2
Net horizontal reach	m	28.4
Min. unfolding height	m	8.4
Sections number		4
1st section opening angle	°	90°
2nd section opening angle	°	180°
3rd section opening angle	°	237°
4th section opening angle	°	250°
Rotating angle	°	+/-270°
End hose	m	3

B4Z 36/32



Smartronic Video

### Standard Equipment



Front "X" style diagonal outriggers with single telescopic opening and swing-out rear outriggers for a quick and easy set-up also in narrow areas

Driven by PTO or gear box

Boom control by means of "Load Sensing" proportional distributor

Safety device upon opening of concrete discharge door and hopper grille

Emergency device for pumping group

2 Hetricon proportional radio controls with 3 manipulators

Emergency radio control cable 20 m

Plastic water tank with 600-litre capacity

Medium pressure water pump (50 l/min - 50 bar)

LED lights for stabilisation and hopper lighting

Double layer piping with chromium carbide inserts

on the entire piping line

Washing accessories

High resistance of the components most subject to wear ("S" valve, wear plate, compensating ring)

Declaration of conformity supplied with the user and maintenance manual

### Main Options

Smartronic Gold (Smartronic Silver + ASC Advanced Stability Control)

provides ASC2.0 stability control, ABC boom oscillation control

(Antibouncing), automatic boom opening and closing.

Includes radioremot control Hetricon or HBC with display

Automatic boom opening and closing

Centralized boom lubrication system

Concrete shut-off valve

High pressure water pump (15 l/min - 150 bar)

Radio remote control: Hetricon or HBC equipped with display

Straight concrete piping on double layer boom with high wear-resistance

chromium carbide inserts CIFA LLT Long Life Top

Wide choice of customer personalization colours

Over 100 options available; details available on truck pumps

optional booklet

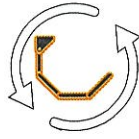
### Optional Smartronic Advanced



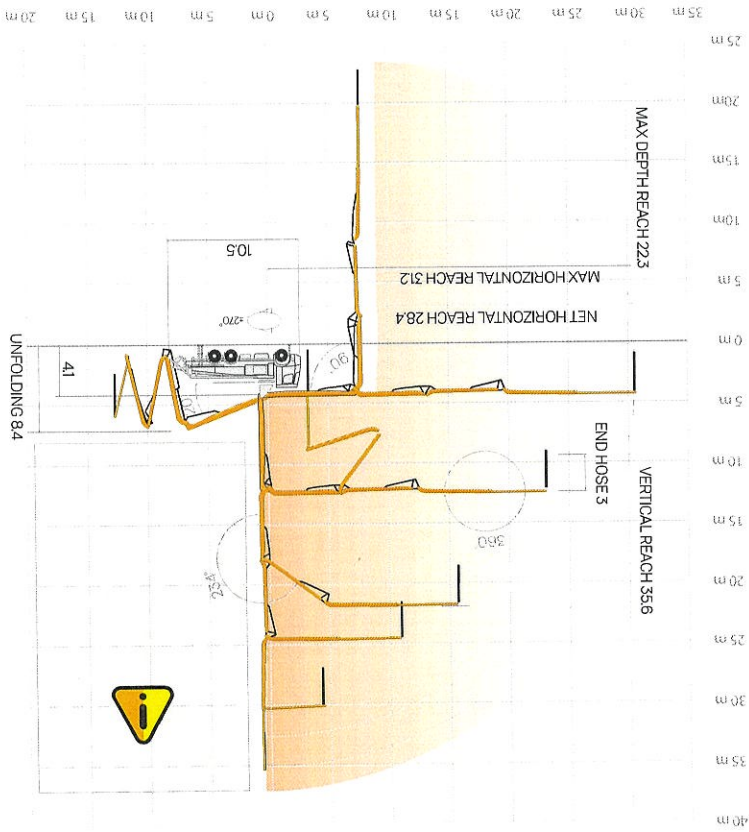
**Advanced Stability Control 2.0**



**Antibouncing**



**Boom Automatic Opening and Closing**



Distribution boom B4Z 36/32